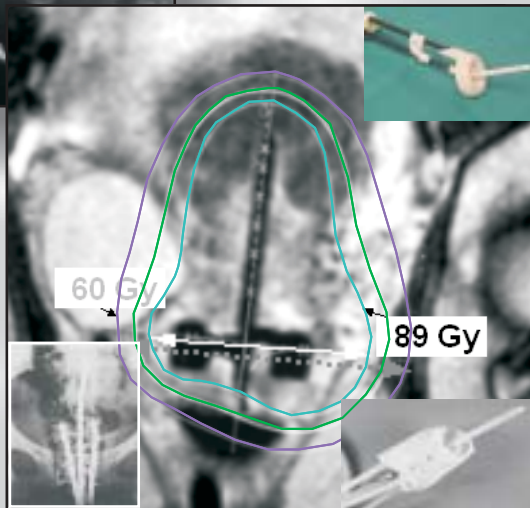
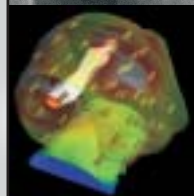
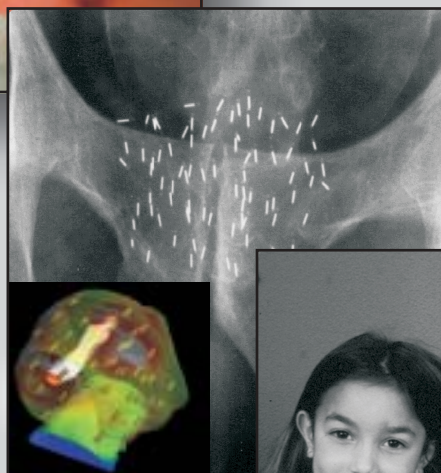
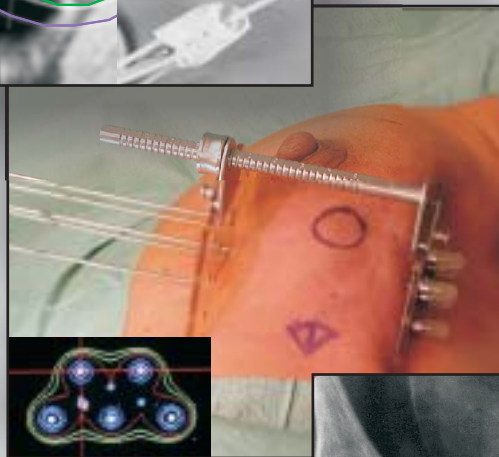


The GEC ESTRO Handbook of Brachytherapy



ESTRO 

The logo for ESTRO (European Society for Radiotherapy and Oncology) features the word 'ESTRO' in a bold, sans-serif font. To the right of the text is a stylized blue starburst or atom symbol with a central point and several radiating lines.

Editors:

Alain Gerbault

Richard Pötter

Jean-Jacques Mazeron

Harm Meertens

Erik Van Limbergen

The GEC ESTRO Handbook of Brachytherapy

Editors: Alain Gerbaulet, Richard Pötter, Jean-Jacques Mazeron, Harm Meertens, Erik Van Limbergen.

Contributing authors: Dan Ash, Edith Briot, Alain Gerbaulet, Christine Haie-Meder, Eric Lartigau, Jean-Jacques Mazeron, Harm Meertens, Richard Pötter, Pierre Scalliet, Erik Van Limbergen, Jack Venselaar, André Wambersie.

“The GEC ESTRO Handbook of Brachytherapy” documents a **comprehensive and integrated approach to brachytherapy**. The content is based on the combined knowledge of major schools in the field, coming from Europe and from outside of Europe. During the ESTRO Teaching Course on ‘Modern Brachytherapy Techniques’, organised annually since 1990*, the course faculty, coming from these schools, has been involved in a continuous, intensive exchange of knowledge. This evolving European teaching platform resulted finally in an integrated curriculum, which forms the basis of the book.

*Alain Gerbaulet course director until 2001, Erik Van Limbergen since 2002

The first part of the Handbook, ‘**The Basis of Brachytherapy**’, contains ‘General Aspects’, ‘Radiophysics’, ‘Radioprotection’, ‘Radiobiology’, ‘Modern Imaging’, and ‘Reporting’.

The second part, ‘**Clinical Practice in Brachytherapy**’, gives a comprehensive overview of the **entire** field including ‘gynaecology’, ‘head and neck’, ‘urogenital tract’, ‘breast’, ‘digestive tract’, ‘bronchus cancer’. Included are also several more specific topics such as ‘paediatrics’, ‘eye melanoma’, ‘skin cancer’, and ‘benign disease’ (endovascular brachytherapy etc.). Each clinical topic follows a systematic structure: 1. Introduction, 2. Anatomical Topography, 3. Pathology, 4. Work-up, **5. Indications, Contra-indications, 6. Target Volume, 7. Technique, 8. Dose Calculation and Treatment Planning (Dosimetry), 9. Dose, Dose rate, Fractionation, 10. Monitoring, 11. Results, 12. References.**

585 figures (photographs and drawings) allow the reader to follow every step in detail.

75 tables summarise mainly topics with regard to results, such as survival, local control and side effects.

The Handbook recommends and gives advice on the various techniques, methods of dosimetry, dose, dose rate, and fractionation schedules, but does not pretend to impose a choice.

The handbook can only be ordered through ESTRO, which sells the book at the favourable **price of 35 Euro**. During each ESTRO meeting the book is on sale at the ESTRO booth.

Published by ESTRO (Belgium), August 2002, 696 pages, 585 figures and 78 tables, ISBN 90-804532-6; Price: 35 Euro

ORDER FORM

To place an order, please complete this reply form and send it back to the ESTRO office, Avenue Mounier 83/12, 1200 Brussels, Belgium - E-mail: info@estro.be - Fax +32.2.779.54.94

Yes, I wish to order Book (s) “the GEC ESTRO Handbook of Brachytherapy”

Name: Contact details:

Address:

Zip code: City: Country:

PRICE: 35 Euro per copy + postage costs (6 Euro for Europe / 8 Euro for overseas)

Cheque enclosed

Please debit my credit card:

Visa Eurocard American Express

N°: Expiry date:

Cardholder's name: Signature: Date: